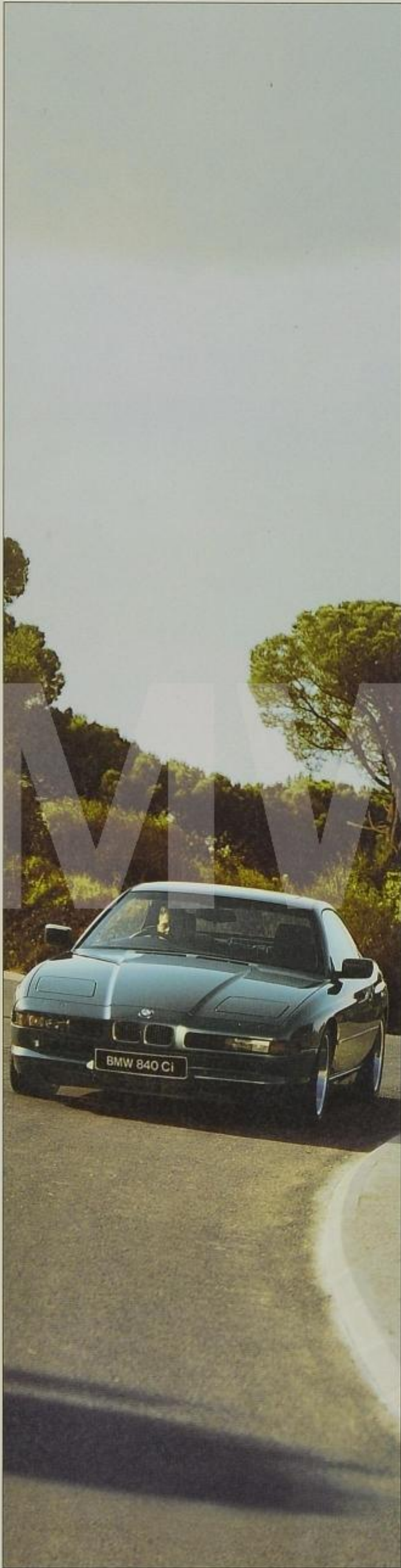


411 080321 2194 GB



# The BMW 8 Series Coupés



[meeknet.co.uk](http://meeknet.co.uk)



Views  
Pages 4-13

Drive technology  
Pages 14-19

Interior  
Pages 20-23

Service and finance  
Pages 24-25

Tables:

Specifications  
Pages 26-27

Standard and  
optional equipment  
Pages 28-29

Colours and  
upholsteries  
Pages 30-31



**A quest for excellence is the philosophy we follow in developing automobiles which enter new sectors and achieve unprecedented standards. An outstanding example of this philosophy is the BMW 8 Series. A high-performance sports coupé combining the most luxurious features with a level of comfort quite exceptional in a car of this class. A fascinating automobile blending the most sophisticated suspension with a choice of two outstanding power units for both dynamic and relaxed motoring. An automobile which, through its unique profile, offers an incomparable driving experience of the highest calibre.**



Outstanding beauty from every angle will be your first impression of the BMW 8 Series Coupés. For these cars offer a perfect symbiosis of streamlining, on the one hand, and supreme aesthetic beauty, on the other. Automotive progress in its purest form.

The unmistakable look of the BMW 8 Series Coupés is the result of our passion for beauty and the consistent im-

plementation of advanced automotive technology.






Sleek and elegant, muscular but graceful, the BMW 8 Series Coupés allow your imagination to indulge in a much

more far-reaching definition of top performance than that of power alone.



Whatever perspective you choose, you will be thrilled by the fascinating dynamism and modern motoring comfort so typical of these exclusive sports coupés.



Driving characteristics far beyond conventional standards are reflected from the beginning by the powerful lines of the car. The BMW 8 Series sets standards in every respect.



A comfort-oriented luxury coupé or a high-performance sports car? The BMW 8 Series goes far beyond con-

ventional standards, offering a unique driving experience in the guise of the 840Ci and 850CSi.



The classic lines of a classic coupé accentuate the dynamic character of the BMW 8 Series.



The pinnacle of high-performance technology: 5.6 litres capacity, 12 cylinders and the know-how of BMW M GmbH give the 850CSi the kind of performance you might well describe as mind-boggling.



Pop-up headlights help to make the BMW 8 Series truly unmistakable at any time of the day or night.



The exclusive class of the BMW 8 Series Coupé results, inter alia, in a unique standard of function benefitting from superior ergonomics. And it is characterised by the most supreme design featuring exquisite, first-class materials.

Ensuring efficient and relaxed interaction of man and machine, the driver-oriented cockpit offers ideal conditions

for exclusive motoring pleasure. The result is a combination of style and function that's simply sensational.






A luxury coupé in every respect, the BMW 8 Series naturally meets the highest demands in terms of style and qual-

ity. Inside, it combines timeless elegance with exemplary comfort all round.





Supreme motoring refinement is also a question of engine technology. BMW power units excel through their turbine-like running smoothness and shattering performance, thus contributing significantly to the car's high standard of active driving safety resting on the secure foundation of the 8 Series' outstanding suspension.

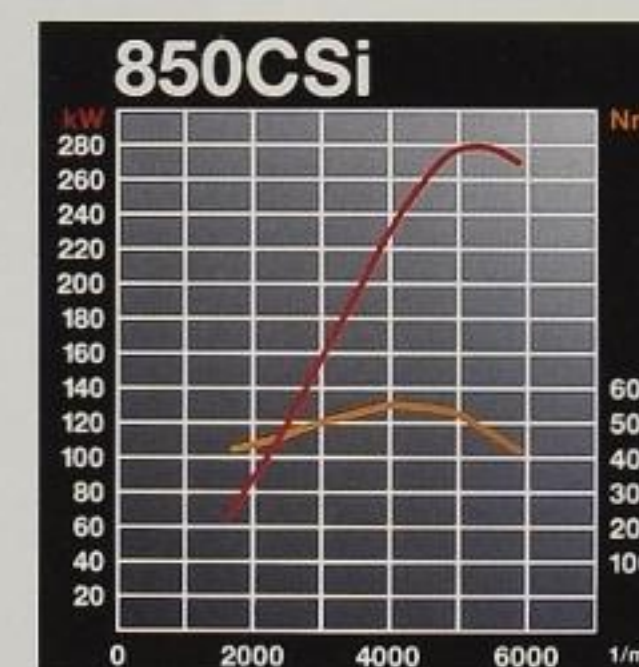


The V12 power unit tailored by the engine specialists at BMW M GmbH exactly to the re-

quirements of the 850CSi excels through supreme torque and almost inexhaustible performance re-


serves, thus establishing a new milestone in 12-cylinder technology.

Impressive: outstanding power and performance all round. The 850CSi develops its supreme potential without making even the slightest effort.



Increased in size to 5.6 litres, the 12-cylinder power unit of the 850CSi offers thrilling performance with

the smoothness of a turbine. The result is incomparable motoring refinement all round.



**Electronic engine power control (EPC)** replaces the conventional mechanical link between the accelerator and throttle butterfly and uses electronic control instead. As a result, engine power is dosed even more sensitively, regardless of the accelerator position: Should the wheels threaten to spin in a fast bend, for example, EPC automatically reduces engine power. Being part of the on-board electronic control system, EPC is also able to provide an automatic cruise control function.

**Cylinder-specific knock control** acts against any factors which might have a negative influence on the combustion process. Low-grade fuel or very high ambient temperatures, for example, make the pressure and temperature in the combustion chamber increase considerably, the engine therefore starting to knock. This is registered by knock sensors, the signal generated in this way being transferred directly to the Digital Motor Electronics (DME), which, within fractions of a second, will redefine the ignition angle and timing for each cylinder. The result is a smooth combustion process in all cylinders and at all times, the engine being able to run efficiently and without problems on virtually all grades of fuel.

Contrary to conventional power steering, **Servotronic** offers power assistance as a function of your actual road speed, and not as a function of engine speed. The advantage is particularly efficient power assistance for example when parking, with the servo effect decreasing at higher road speeds.



With the **solid-state distributor system** each cylinder and spark plug has its own ignition coil. The whole system is controlled by Digital Motor Electronics (DME), the result being even smoother combustion and greater fuel economy. Another advantage is that there are no moving parts susceptible to failure, which means even greater reliability on the road. And where there are no cables to begin with, there are no safety-relevant connections which might be damaged or interrupted.

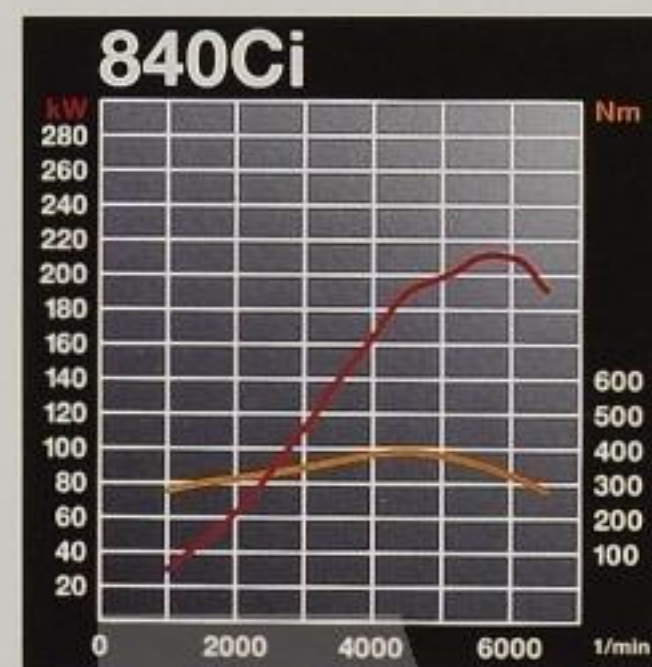
The **Digital Motor Electronics (DME)** employed by BMW symbolizes pioneering and innovative engine management. It controls all the engine functions – such as ignition, injection and lambda control – with minute precision. It therefore ensures optimum power, low consumption and favourable emission figures under all operating conditions.

**On-board diagnosis** is one DME function. Its task is to recognize perturbations as soon as possible and before they can cause damage. Fault reports are stored electronically and can be called up later, in text form, on the visual display unit of the BMW service tester in the workshop. This greatly facilitates the search for faults – with positive effects on maintenance costs.





The BMW Digital Motor Electronics (DME) are among the most sophisticated and reliable open-chain and closed-loop systems

of modern engine technology. They control and monitor all the important functions of the engine and the catalyzer.



Superior torque throughout the entire speed range gives the 840Ci outstanding agility and performance on the road.

The four-litre 8-cylinder power unit of the 840Ci is not only one of the most compact, but also one of the lightest engines in its class. Four-valve technology with the spark plug in the middle and innovative combustion chamber design ensure an exemplary level of efficiency.



The six-speed manual gearbox enables you to capitalise on the

engine's outstanding power and torque.

The **EH automatic transmission** on the 840Ci conveys power hydraulically from the engine to the transmission, electronic/hydraulic (EH) management conducting all transmission procedures individually as a function of the specific driving situation. Giving you the choice of a particularly economical (E) or a more sporting (S) style of motoring, this active five-speed automatic transmission shifts back also at high engine speeds for optimum acceleration. It also offers you a special winter program (\*) with a particularly smooth gearshift for driving on slippery surfaces and setting off sensitively without the wheels spinning.

The **sintered and forged connecting rods** are made from metal powder in a high-temperature, high-pressure sintering process ensuring that all the connecting rods are virtually identical in weight. The result is an absolutely perfect fit and a further improvement in motoring refinement. Another point is that the connecting rods and connecting rod covers are broken apart intentionally at a specific point to ensure a particularly accurate and stable fit when reassembled.

The **camshafts with eccentrically displaced intermediate segments** largely compensate for any imbalance caused by the valve drive system. Since this dispenses with the need for additional compensation shafts, the result is excellent smoothness with minimum weight.




**BMW's F.I.R.S.T. (Fully Integrated Road Safety Technology) safety concept** combines all safety features to provide optimum all-round protection in every respect: active and passive safety, protection of other road users, and protection of the vehicle itself.

**Active safety** is ensured inter alia by the elaborately designed suspension and is further enhanced by the excellent brake system and ABS anti-lock brakes fitted as standard.

**Passive safety** is provided by features such as the safety bodyshell with its extreme torsional rigidity, crumple zones calculated and designed by computer, the safe position of the fuel tank in front of the rear axle, plus driver and front passenger airbag both fitted as standard.

**Electronic Damper Control (EDC)** serves to provide extra safety and motoring comfort in one by automatically adjusting the dampers to different road, load, and driving conditions. Monitoring all movements of the car, an electronic control unit determines the optimum level of damper forces: When setting off, applying the brakes and in steering manoeuvres, damper forces are increased, when travelling at a constant speed they are reduced (in the interest of greater motoring comfort). Apart from this automatic adjustment process, you can also choose a harder, firmer setting at the touch of a button.

**Active rear axle kinematics (ARAK)** in the 850CSi offers an even higher standard of active safety by its "intelligent" control of the car's suspension: With the rear wheels having an active steering effect, the risk of the car swerving out of control, for example in a sudden manoeuvre or when changing the position of the steering in a bend, is avoided nearly altogether. Monitoring the movement of the steering wheel and the speed at which the car is travelling, active rear axle kinematics calculates the optimum steering angle and moves the rear wheels accordingly by



Whenever required in unforeseeable, extreme situations, active rear axle kinematics (ARAK) offers an unprecedented level of stability on the road. Part of the dynamic driving system featured as standard on the 850CSi,

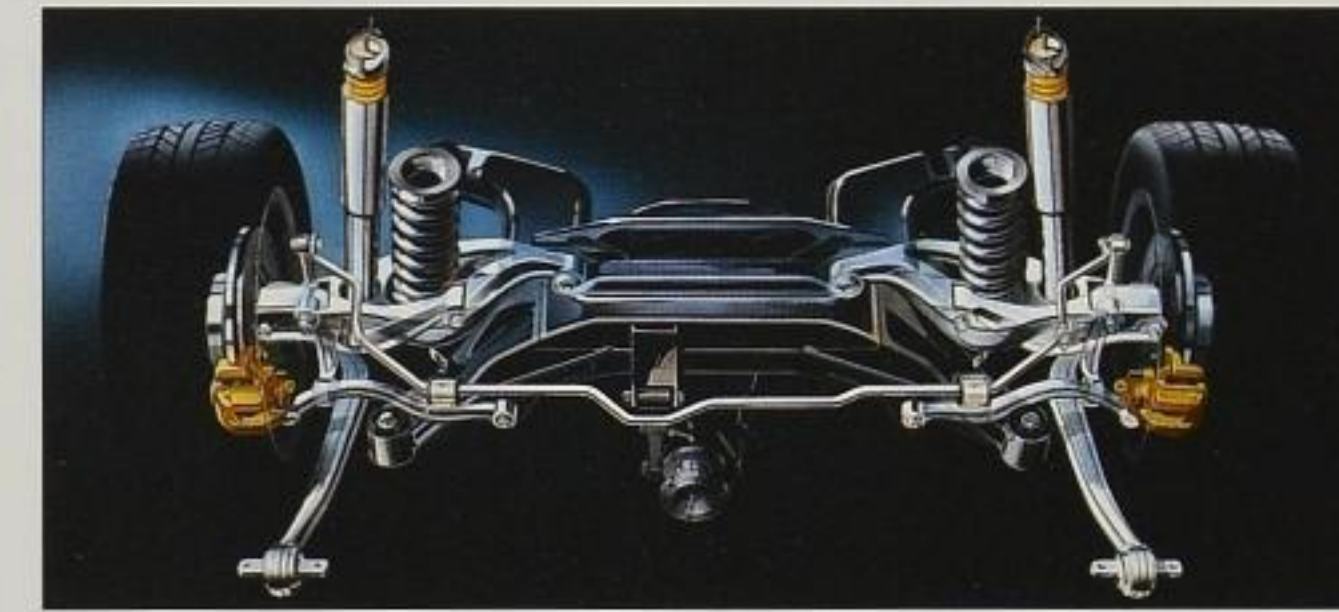
ARAK helps to give you exemplary safety even in the most extreme situations.

Driving safety and motoring comfort of the highest calibre. Thrilling supremacy wherever you go is provided by the unique suspension combining a double-joint spring strut front axle with BMW's multi-arm integral rear axle. Driving characteristics are therefore excellent in all situations, roll comfort and noise control are enhanced to the highest standard.




The suspension is further supported by Automatic Stability Control + Traction (ASC + T) for even greater safety, for exam-

ple on slippery roads or in tight bends on twisty mountain roads.




The sophisticated multi-arm integral rear axle guarantees supreme joy

of motoring and excellent handling in every situation.



Electronic Damper Control (EDC) adjusts automatically to changing driving conditions and road surfaces. The result is extreme comfort and driving safety at all times.



means of electrohydraulic control. As a result, ARAK offers a similar improvement in driving stability in a sudden manoeuvre as ABS when applying the brakes. And quite generally, a car equipped with active rear axle kinematics will follow the driver's instructions more precisely and predictably also under normal conditions.

**Automatic Stability Control + Traction (ASC + T)** prevents the wheels from spinning and guarantees optimum stability on the road. Up to speeds of 40 km/h or 25 mph, Traction Control (T) builds up additional brake forces. And since the left and right wheel are braked independently of one another, ASC + T acts like a limited-slip differential varying its locking effect from 0 to almost 100 per cent. Whenever the risk of the wheels spinning presents itself at higher speeds, engine management reduces drive forces to keep the car fully stable even in such a situation. A further point is that ASC + T may be deactivated where necessary, for example to provide wheel spin where desirable (eg when the car is snowbound or running on sand, etc).

**Engine drag torque control (EDTC)** supplements ASC + T, preventing the drive wheels from locking by reducing the brake effect of the engine whenever necessary.



The experience is simply indescribable the minute you take your seat in the BMW 8 Series. You will be thrilled by the driver-oriented design of the cockpit and the exclusive range of comfort features. For what this means in practice is both a relaxed and a dynamic style of motoring, whatever you prefer.

The **Service Interval Indicator** shows you precisely when the next service or oil change is approaching, thus informing you in advance when service is required and allowing you to influence the time of service, depending on how you drive your car.

In conjunction with BMW's restraint system, **the airbag for driver and front passenger** offers optimum safety in a frontal collision. Once a collision impact exceeds a defined minimum impact, crash sensors activate the airbag ignitors, inflating the airbag within milliseconds and softly cushioning the driver and front passenger – on the front passenger's side only if the seat occupation detector indicates that the airbag is required. For safety reasons it is of course important that the passenger also wears his seat belt at all times and keeps adequate distance from the glove compartment. Another important point is to observe the directions for use when fitting child restraint systems on the front passenger's seat.

The **seat integrated belt system** on the extremely stable driver and front passenger seats developed especially for the BMW 8 Series is able to reduce forces acting on the occupants in a collision by more than 50 per cent versus a conventional system. And at the rear the ergonomic belt system guarantees ideal belt geometry for occupants of virtually any size. The belts reliably prevent your body from moving to the inside in a side-on collision and can easily be tightened with only one hand.


As one of the highlights of **BMW's restraint system**, the belt latch tensioner makes sure that the seat belt always rests firmly on your body in the event of a collision. In such a case the belt latch is pulled back within fractions of a second, the shoulder and lap belts being tightened simultaneously.

Top-quality materials and perfect finish characterise the interior of the BMW 8 Series from top to bottom. Body-contoured seats with electrical adjustment as a standard feature offer freedom of space and excellent side support. And they significantly out-perform even the strictest safety requirements applied by law, for example thanks to the seat-integrated belt system.



The on-board computer gives you all the information you need quickly and efficiently – for exam-

ple the outside temperature or your estimated time of arrival.



Fitted as standard, the driver and front passenger airbags cushion your head and

upper body safely and softly in a frontal collision. The front passenger's seat features a seat

occupation detector, i. e. the airbag can only be activated if occupied.



The **memory function for electrically adjusting the driver's seat** allows you to retrieve any of three different seat positions and the appropriate position of the headrest and rear-view mirrors. All you do is press a button for the various settings memorised electronically.

**On-board diagnosis** is one of the functions of Digital Motor Electronics. Its task is to recognise deficiencies at an early point in time before they can do any harm. Signals indicating impending or sudden defects are memorised electronically and can then be displayed on the screen of the BMW Service Tester for exact evaluation at your BMW dealership.

**Check/Control** monitors all major functions and shows their condition or any deviation from proper operation. The lights are even checked when not switched on, information once again being presented by the display in the instrument cluster and supported by a sound signal, depending on the priority level of the message to be communicated.

The **on-board computer** offers the driver helpful information such as his average fuel consumption and average road speed, the distance to his destination, the distance he can still cover on the fuel in the tank, and the estimated time of arrival. All information may be retrieved at any time while on the road simply by pressing a button on the direction indicator lever, the data required then being shown by the display in the centre console and in the instrument cluster.



With the seat-integrated belt system all three belt pivot points move together with the seat when adjusted. As a result, you always have optimum restraint and protection regardless of your size and seating position.

Folding down one or both backrests at the rear provides additional storage space for your luggage. Further space with maximum privacy is then available in the compartment between the backrest and seat base.



Also fitted as standard, **automatic air conditioning with microfilter** allows the driver and front passenger to choose their own air flow and volume on either side of the car. This automatic control and individual air distribution quickly gives you the temperature you prefer, which is then maintained consistently. And apart from automatic control, the air conditioning may of course also be controlled manually.

**Automatic air recirculation (AAR)** makes sure that harmful substances in the air do not get into the passenger compartment. Detecting substances such as carbon monoxide, nitric oxide and ethanol, the system automatically switches the heater and air conditioning to air recirculation for a certain period whenever the level of pollutants becomes excessive.

With **auxiliary ventilation** you can maintain temperatures at the level desired in the passenger compartment without even running the engine. The system may be programmed in advance by the on-board computer.

The **crash sensor** switches on the hazard warning flashers and opens the central locking in the event of an accident, allowing the doors to be opened from outside for rapid action whenever necessary.


The **constant-pressure screenwiper system** adjusts screenwiper pressure on the driver's side as a function of road speed, ensuring clear visibility for greater safety.

Fully driver-oriented in its design, the cockpit meets the highest demands in terms of both ergonomics and motoring comfort: All primary information is right in the driver's line of vision and is shown clearly and unmistakably.





**Service BMW-style.** The high standards we apply to our cars and their technical qualities are also applied to the service we offer our customers.



Our first and foremost objective in this context is to offer our customers first-class, personalised service. For we know that only customers satisfied in every respect with the service provided will remain our customers in the long run.

Reliable and economic service BMW-style starts with the development of our cars. Through easy-to-

repair design concepts and sophisticated technical systems such as the BMW Service Interval Indicator and BMW on-board diagnosis.

After you have purchased your car, your BMW dealer remains a competent partner in offering you the customer service you rightly expect. Highly qualified specialists and workshops with the most advanced equipment guarantee exemplary service quality – for example by using the most advanced electronic systems to diagnose the specific condition of your car. And data

stored within your car's electronic memory is reliably evaluated by the BMW DIS Tester when you go to the workshop, allowing rapid and low-cost repair and maintenance.

It almost goes without saying that your BMW workshop uses only Original BMW Parts ensuring quality, reliability and an accurate fit true to BMW's supreme stand-

ard. Which is precisely why your BMW 8 Series receives a 3 Year Dealer Warranty.

Last but not least, the BMW Service Card represents your entitlement to BMW Emergency Service throughout Europe for the first three years.



**BMW Finance (GB) Limited** offers a series of financing options to suit the needs of BMW customers. Each package can be tailored to satisfy your particular requirements, whether it is for you as an individual or your business. BMW Finance will allow you to drive the BMW you choose at a budget you can afford be it with the assistance of Hire Purchase or BMW Select personal contract purchase.



The product range includes:

- \* BMW Select – Personal Contract Purchase
- \* BMW Hire Purchase
- \* BMW Lease Purchase

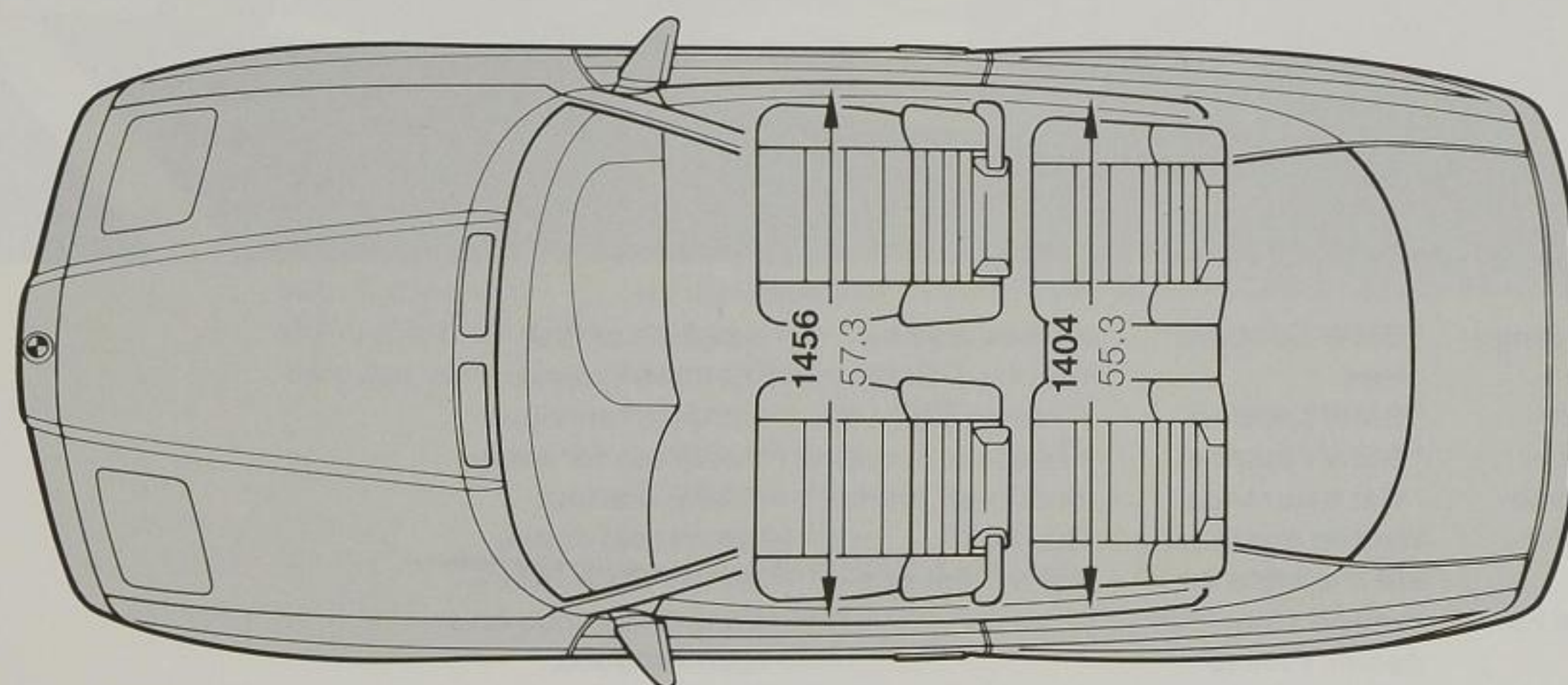
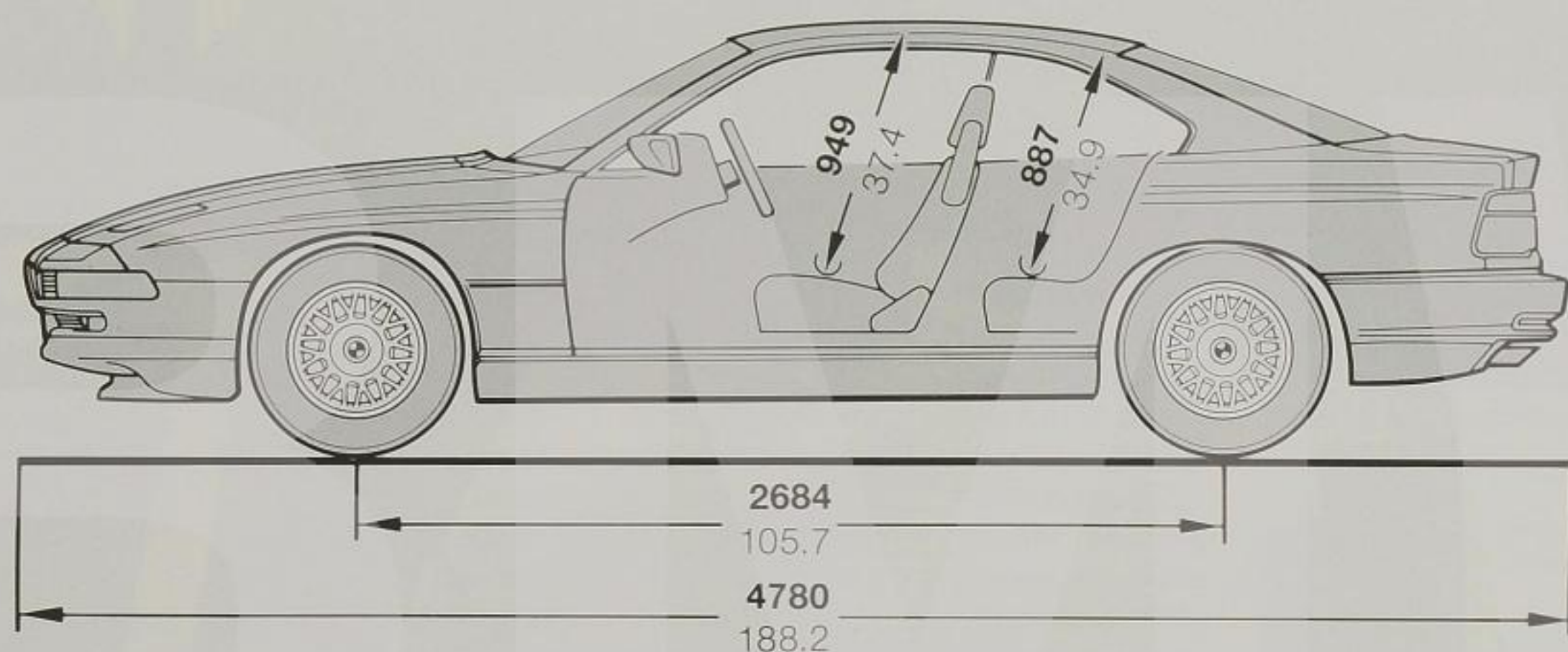
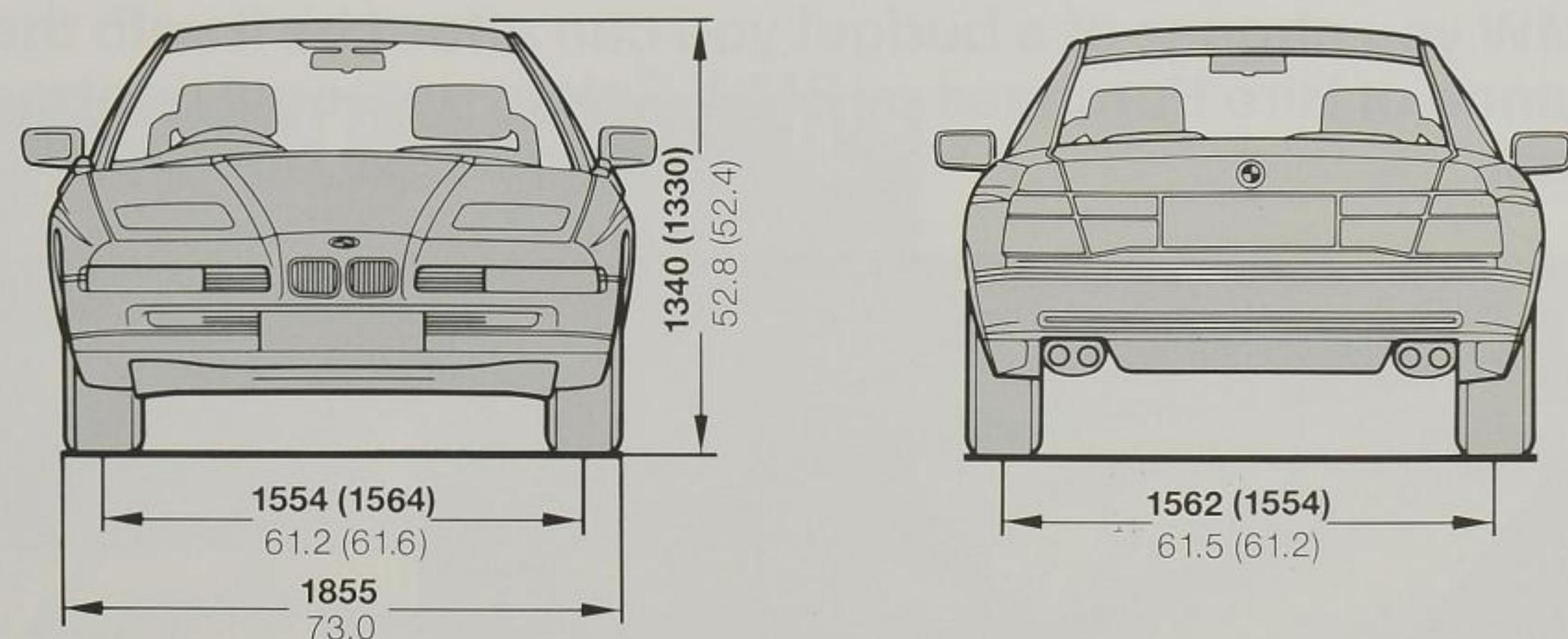
- \* BMW Contract Hire
  - \* BMW Leasing
  - \* BMW Finance – Car Insurance
- Written quotations are available on request from your dealer. Please note that indemnities and/or guar-

antees may be required. BMW Finance (GB) Ltd., Ellesfield Avenue, Bracknell, Berks. RG12 8TA. For a fuller des-

cription of the comprehensive range of services available for every BMW, contact your local dealer or the BMW Information Service on 0800 325600.



# Specifications.



Figures in bold type apply to millimetres.  
Figures in light type apply to inches.  
Figures in ( ) apply to 850CSI.

Weight		840Ci	850CSI
Unladen	kg/lb	1780 [1830]/3924 [4034]	1900/4188
Max permissible	kg/lb	2200 [2250]/4506 [4916]	2340/5158
Permitted load	kg/lb	420/882	440/970
Permitted axle load front/rear	kg/lb	1115/2458 / 1195/2535	1150/2535 / 1230/2711
Permitted roof load	kg/lb	75/165	75/165
Permitted trailer load unbraked/braked*	kg/lb	750/1653 / 1600/3527	- / -

Engine		840Ci	850CSI
Cylinders/valves per cylinder		8/4	12/2
Capacity	cc	3982	5576
Stroke/bore	mm	80/89	80/86
Max output	kW/bhp/rpm	210/286/5800	280/380/5300
Max torque	Nm/ft-lb/rpm	400/295/4500	550/406/4000
Output per litre	kW/bhp/ltr	52.7/71.7	50.2/68.1
Torque per litre	Nm/ft-lb/ltr	100.5/74.1	98.6/72.8
Compression ratio/fuel grade	:1	10.0/unleaded	9.8/unleaded

Transmission		840Ci	850CSI
Standard gearbox ratios I/II/III/IV	:1	4.23/2.51/1.67/1.23	4.25/2.53/1.68/1.24
	V/VI/R	1.00/0.83/3.75	1.00/0.83/3.89
Final drive ratio	:1	3.08 [2.93]	2.93

Performance		840Ci	850CSI
Drag coefficient	cd	0.29	0.31
Top speed	km/h / mph	250/155**	250/155**
Acceleration 0-62 mph	sec	6.9 [7.4]	6.0
standing-start km	sec	26.9 [27.4]	25.5
Flexibility 80-120 km/h in 4th gear			
(manual gearbox)	sec	6.9	5.9

Fuel Consumption		840Ci	850CSI
Standard gearbox			
90 km/h (56 mph)	ltr/100 km / mpg	7.9 [7.7] / 35.8 [36.7]	8.5 / 33.2
120 km/h (75 mph)	ltr/100 km / mpg	9.6 [9.3] / 29.4 [30.4]	10.2 / 27.7
Urban	ltr/100 km / mpg	17.7 [17.2] / 16.0 [16.4]	19.8 / 14.3
Average	ltr/100 km / mpg	11.7 [11.4] / 24.1 [24.8]	12.8 / 22.1

Wheels		840Ci	850CSI
Tyre dimension		235/50 R 16	235/45 R 17 265/40 R 17
Wheel dimensions		7 1/2 J x 16	8 J x 17 9 J x 17
Material		Light alloy cross spoke	Light alloy Light alloy
			forged (front) forged (rear)

Electrical System		840Ci	850CSI
Battery capacity	Ah	2 x 65	2 x 65
Alternator output	A/W	140/1960	140/1960

\* With a max gradient of 12 %. Trailer load may be increased. Contact your BMW dealer for detailed information.  
\*\* Electronically cut off.

Figures in [ ] apply to vehicles with 5-speed automatic transmission. Unladen weight applies to vehicles with standard equipment. Special equipment and optional extras may increase this figure.

The models illustrated in this brochure show the specifications for the UK market. In part, they include optional equipment and accessories not fitted as standard. According to the specific requirements of other markets, alterations in models, standard and optional equipment, as described in the text and illustrations, may occur. For precise information, please contact your BMW importer or dealer. Subject to change in design and equipment.  
© BMW AG, Munich/Germany. Not to be reproduced wholly or in part without written permission of BMW AG, Munich.



## Standard and optional equipment.

Safety	840Ci	850CSi
Active rear axle kinematics (ARAK)	○	●
Airbag for driver and front passenger, seat occupation detector	●	●
Anti-lock brake system (ABS)	●	●
Asbestos-free clutch and brake linings	●	●
Automatic adjustment of seat belt height and headrest level as a function of seat height adjustment	●	●
Automatic Stability Control + Traction (ASC + T)	●	●
Brakes:		
- Twin-circuit brake system with hydraulic brake servo	●	●
- Swing-calliper disc brakes at the front, inner-vented	●	●
- Swing-calliper disc brakes at the rear	●	●
Crash sensor	●	●
Crumple zones with predetermined deformation, integral side impact protectors	●	●
Ergonomic belt system at the rear	●	●
Limited-slip differential (25 %)	○	●
Seat-integrated belt system at the front	●	●
Servotronic power assisted steering	○	●

Power unit	840Ci	850CSi
Camshafts with integral mass compensation	●	○
Closed-loop catalytic converter with two separate catalyst pipes, dual oxygen sensors; activated carbon filter, controlled tank purge	●	●
Cylinder-specific knock control	●	○
Crankcase and cylinder heads made of aluminium, cylinder head covers made of magnesium	●	○
Digital Motor Electronics (DME) with hot-film air mass metering	●	○
Digital Motor Electronics (DME) with hot-wire air mass metering, one DME unit for each row of cylinders	○	●
Electronic engine power control (EPC), control maps with two individual driving programs either for a sporting or a more comfortable/economical style of motoring	○	●
Fully sequential fuel injection	●	●
Gear-specific limitation of engine speed	○	●
Intake manifold made of glass fibre-reinforced polyamide	●	○
Metal-based catalytic converter	○	●
On-board diagnosis	●	●
Solid-state distributor system	●	●
V8 light-alloy power unit with four valves per cylinder	●	○
V12 light-alloy power unit	○	●

Transmission/suspension	840Ci	850CSi
Anti-roll bars and gas-pressure shock absorbers front and rear	●	●
Double-joint spring strut front axle	●	●
Final drive cooling	○	●
Five-speed automatic transmission at no extra cost	●	○
Multi-arm integral rear axle	●	●
Six-speed manual transmission with direct transmission in sixth gear	●	●

Exterior features	840Ci	850CSi
Bumpers front/rear in body colour, fully regenerating to their original position in impacts at up to 6 km/h (4 mph)	●	●
Constant-pressure screenwiper system, intermittent wipe related to road speed	●	●
Fuel tank capacity approx 90 litres	●	●
Green heat-insulating glass all round, windows flush with body	●	●
Headlamp cleaning system	○	●
Light-alloy wheels	●	●
Low-beam headlights and foglamps in ellipsoid technology	●	●
Metallic paintwork	●	●
Pop-up headlights	●	●
Rear-view mirrors, lock on driver's door and screenwasher nozzles electrically heated	●	●
Sliding/vent roof - electrically operated	●	●

Interior features	840Ci	850CSi
Automatic comfort close function of side windows when a road speed of approx 150 km/h (90 mph) is reached	●	●
Automatic speed hold	○	●
Auxiliary ventilation	●	●
Carpet in high-quality soft velour	●	●
Central locking of doors and luggage compartment by remote control	●	●

	840Ci	850CSi
CFC-free automatic air conditioning with microfilter	●	●
Chrome-plated door cut-out embellishment	●	●
Diversity antenna integrated in rear window	●	●
Door and side panel inserts in nappa leather	●	●
Door lights in door cut-outs at the front	●	●
Electric window lifts front and rear, with fingertip operation and trap release at the front	●	●
First-aid kit in storage box opening up between rear seats	●	●
Front seats in sports design, electrically adjustable with driver memory and with multi-zone foam padding resting on steel base springs, including adjustment of the seat bottom on the driver's seat	○	●
Front seats in standard design, electrically adjustable with driver memory function	●	○
Gearshift lever knob and gaiter/selector lever knob and gaiter finished in leather	●	●
Handbrake lever knob and gaiter in leather	●	●
Individual body contour of rear seats	●	●
Instrument cluster, speedometer and rev counter with analogue face, LCD mileage counter, Check/Control	●	●
Instrument cluster with red indicator needles	○	●
Leather upholstery in natural-grain nappa leather on the seats, including inserts in the door and side linings	●	●
Luggage compartment capacity 320 ltr (11.2 cu ft) (to VDA standard)	●	●
Map reading lights at the front	●	●
Multi-Information Display (MID)	●	●
Multiplex technology for instruments, body electrics, and door functions	●	●
On-board computer	●	●
Radio/cassette player BMW Business RDS with twelve loudspeakers and preparation for CD player	●	○
Radio/cassette player BMW Bavaria C Professional RDS with twelve loudspeakers and 6-disc CD player	○	●
Rear seat backrests folding down separately	●	●
Rear window sunblind - electrically operated	○	●
Side windows frameless	●	●
Side windows moving up and down automatically by approx 6 mm when opening and closing doors	●	●
Side windows with comfort opening and closing function by remote control	●	●
Steering column adjustment, electrical	○	●
Steering column manually adjustable for reach	●	○
Vanity mirrors, illuminated	●	●
Velour carpet mats	○	●

Security	840Ci	850CSi
Anti-theft warning system with tilt angle alarm, including infra-red remote control	●	●
Central locking with dead lock	●	●
Visible chassis number on dashboard	●	●

● standard equipment ○ not available on this model

Optional equipment	840Ci	850CSi
Automatic air recirculation (AAR)	△	●
Automatic transmission, five-speed EH	●	○
Automatic speed hold	△	●
Electronic Damper Control (EDC)	△	○
Electric heating for driver's and front passenger's seats	△	△
Graduated tinted front and rear screens	△	△
Headlamp cleaning system with intensive cleaner	△	●
Interior rear-view mirror with automatic anti-dazzle effect (electrochromatic)	△	△
Upholstery: natural buffalo leather	△	△
Lumbar support for driver's and front passenger's seat	△	○
No model inscription	△	△
Servotronic power assisted steering system	△	○
Sports seats including electric seat adjustment	△	●
Sports suspension	△	○
Steering column adjustment, electrical	△	●
Steering wheel: M leather steering wheel with airbag	○	△
Sunblind on the rear window, electrically operated	△	●
Wheels: light-alloy wheels in turbine styling	△	○
Wheels: light-alloy two-piece wheels in cross-spoke styling	△	△













● standard equipment △ optional ○ not available on this model

All of the options and special equipment listed here are available fully installed ex works. To meet any further requests you might have, we offer a wide range of BMW accessories developed by BMW and in BMW quality. For further information, please contact your BMW dealer, who can offer you helpful advice and a special accessories brochure.















## Colours and upholstery.

- Recommended.
- Available.

Exterior Colours	Interior Colours	840Ci							850CSi				
		Leather							Leather				
		Black	Silver-Grey	Light Silver-Grey	Ultramarine	Parchment	Light Parchment	Anthraccite	Black	Dark Silver-Grey with Black	Light Silver-Grey with Silver-Grey	Lotus White with Black	Anthraccite
Non-Metallic													
	300 Alpine White	●	○	○	●	○	○	●	●	●	○	○	●
	314 Bright Red	●	○	○		○	○	●	●	●	○	○	●
	668 Jet Black	●	●	●		○	○	●	●	●	●	●	●
Metallic													
	309 Arctic Silver	●	●	●	●			●	●	●	○	○	●
	301 Kashmir Beige	●				○	○	●					●
	269 Arctic Grey	●	●	●	○			●					●
	317 Orient Blue	●	●	●	○			○	○	●	●	●	●
	324 Oxford Green	●	○	○		○	○	●	●	●	○	○	●
	252 Calypso Red	●	●	●		○	○	●	●	●	●	●	●
	290 Maldives Blue	●	○	●				○					●
	259 Brocade Red	○	○	○		●	●	●					●
	303 Cosmos Black	●	●	●		○	○	●	●	●	●	●	●

These are the various upholstery and paintwork options available for the BMW 8 Series. The interior colours are harmoniously matched for leather upholstery. Since colours printed on paper cannot properly render the true colour of paintwork and upholstery, we advise you to check the original colours at your BMW dealership. Please see the table for possible combinations of paintwork and upholstery on all models. Subject to change.

## Materials.

	Standard	Option
<b>Model</b>	840Ci, 850CSi	840Ci, 850CSi
<b>Material</b>	Leather	Natural Buffalo Leather
		
<b>Interior Colours</b>		
Anthraccite		M6AT/P6AT <sup>1)</sup>
Light Silver-Grey		M5SH
Silver-Grey		M5SL
Dark Silver-Grey with Black <sup>2)</sup>		N4SL <sup>1)</sup>
Light Silver-Grey with Silver-Grey <sup>2)</sup>		N4SH <sup>1)</sup>
Parchment		M5PE
Light Parchment		M5PH
Lotus White with Black <sup>3)</sup>		N4LO <sup>1)</sup>
Ultramarine		M5UL
Black		M5SW/N4SW <sup>1)</sup>

The darker shades show the colour of dashboard.

<sup>1)</sup> These order numbers apply to the 850CSi.

<sup>2)</sup> Seat side panels and dashboard in Black or Silver-Grey.

<sup>3)</sup> The darker shade shows the colour of dashboard.



**BMW – the ultimate driving machine.**